

# Pathways

for the NEW D37

*in a New*

*Toastmasters*

*Year!*

**Phyllis Kombol, DTM**

Pathways “PR”\*

\* “Park Ranger”



A couple years ago, my sister and I decided to go to South Mountain State Park to hike the High Shoals Waterfall trail. We stopped at the visitor center to chat with the Park Rangers and get a map. They said “That trail is only about a mile long, but it is strenuous.” Armed with our map and that information, we went to the trail and began on a flat area. “Not bad at all,” we thought. And then came the stairs, and more stairs, and a pause to catch our breath while we enjoyed watching the cascades. Several times, as we paused to catch our breath, we looked at each other and said, “They were right! This IS strenuous!” And then even more stairs! Up and up we climbed. Some people took a break along the way to fish in the river. And then there were even more stairs up! Finally we crossed the river and arrived, as advertised, at the observation platform with benches at the base of the lovely High Shoals Falls.



# LESSONS from the High Shoals Falls Trail

- Park Rangers/Resources
- Know what to expect
- Take your time
- Customize the journey
- Rest when you need to
- Enjoy the journey



# How can you apply these lessons to Pathways?

- As a member?
- As an Officer?
  - SAA—
  - Secretary —
  - VPPR —
  - VPM—
  - VPE—
  - President —
  - IPP —
- For (with) your members?
  - For your members transitioning from Legacy to Pathways?
  - For your new members?



# Why do we need it?

- Legacy education program concludes June 30, 2020
  - Exception: “in Progress” ALS→DTM where roles will complete in 2020-2021
- “Pathways adoption rates”
  - (from Toastmasters.org→Leadership Centrol→District Central)
  - Members
  - Officers
  - New members



# *Data as of 6/24/2020: Pathways Adoption Rates*

## **Division A: 17 clubs**

- 187 of 219 **members** 85% (not 32)
- 78 of 85 **officers** 92% (not 7)
  - 3 clubs are 100% of **new members** enrolled (total 8 of 8)
  - 4 clubs are NA because no new members during the year
  - 3 clubs 0 of their new members (4)
  - 7 clubs some but not all of their new members 15 of 23
  - Total 23 of 35 were enrolled in Pathways 66%.
  - 12 new members were never enrolled in Pathways

## **Division B: 21 clubs**

- 295 of 381 members 77% (not 86)
- 103 of 109 officers 94% (not 6)
  - 6 clubs at 100% of new members (10)
  - 7 clubs no new members for the year
  - 3 clubs none of their new members (3)
  - 5 clubs some but not all 11 of 21
  - Total 21 of 34 new members were enrolled
  - 13 were never enrolled in Pathways



# By participating, you will be able to

---

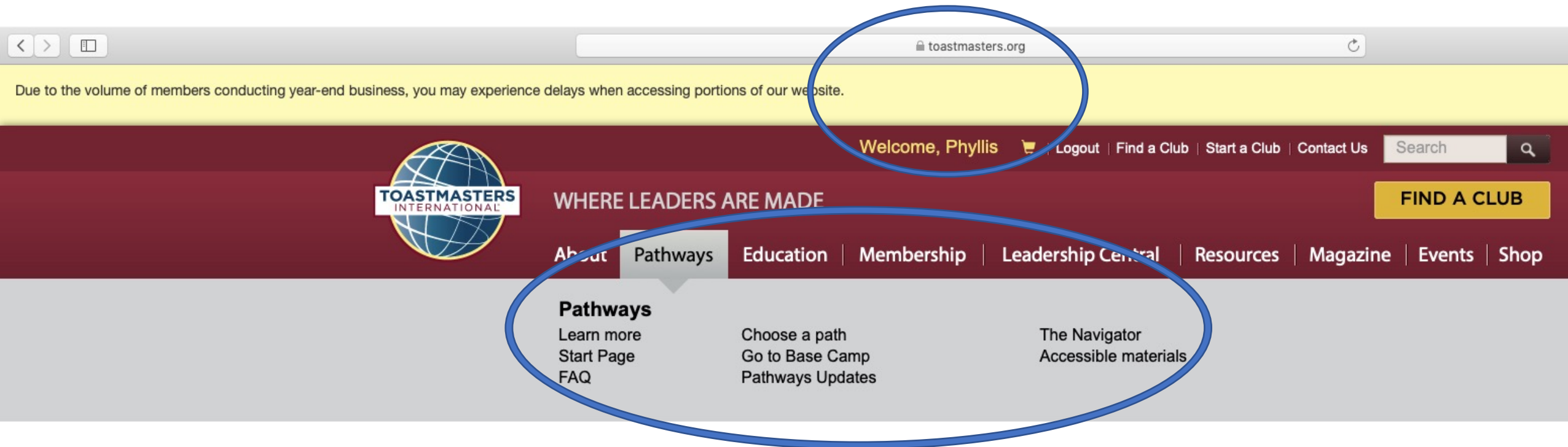
- Identify steps for getting engaged with Pathways as a MEMBER
- Explain the impact of Pathways on your role as a CLUB OFFICER
- Define steps to take to help your club's CURRENT MEMBERS transfer from the legacy education program into Pathways
- Locate resources to assist your club to orient NEW MEMBERS to the Pathways Education Program
- **Commit to a plan of action**



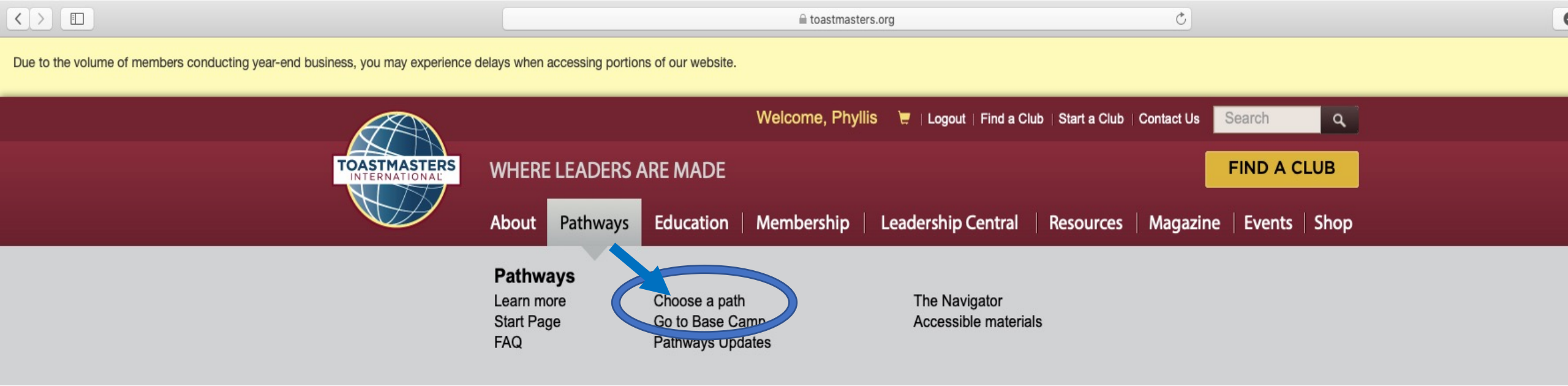
*As a member, start Pathways NOW  
if you haven't already!*



Pathways for YOU as a Member  
Start your Pathways journey by logging into  
toastmasters.org  
Look under the Pathways tab







Pick a Path and get on it



The Toastmasters Pathways learning experience was developed around the five core competencies identified by the Board of Directors.

## FIVE CORE COMPETENCIES

It is important to note that each member using Base Camp will have the opportunity to select from many electives to extend their learning. With the addition of electives, members have the flexibility to cover all core competencies within each path.

**1**  
**PUBLIC SPEAKING**

**2**  
**INTERPERSONAL COMMUNICATION**

**3**  
**STRATEGIC LEADERSHIP**

**4**  
**MANAGEMENT**

**5**  
**CONFIDENCE**

Confidence is unique because it cannot be taught, but is gained in every path.

## 11 PATHS

The primary core competencies represented in each path are listed in order of emphasis next to the path name.

	<b>Dynamic Leadership</b> Build strategic leadership and conflict resolution skills	1 2 3 5
	<b>Effective Coaching</b> Build interpersonal communication, leadership, and coaching skills	1 2 4 5
	<b>Engaging Humor</b> Build public speaking and speech writing skills	1 5
	<b>Innovative Planning</b> Build creative project management and communication skills	1 4 2 5
	<b>Leadership Development</b> Build communication and leadership skills	1 2 4 5
	<b>Motivational Strategies</b> Build motivational leadership and communication skills	1 2 3 5
	<b>Persuasive Influence</b> Build skills to lead in complex situations	1 3 2 5
	<b>Presentation Mastery</b> Build public speaking skills	1 5
	<b>Strategic Relationships</b> Build networking, leadership, and communication skills	1 2 3 5
	<b>Team Collaboration</b> Build collaborative leadership skills	1 4 2 5
	<b>Visionary Communication</b> Build innovative communication and leadership skills	1 3 2 5

Each Path has a different balance of the 5 main Core Competencies



## MOTIVATIONAL STRATEGIES

This path helps you build your skills as a powerful and effective communicator. The projects focus on learning strategies for building connections with the people around you, understanding motivation, and successfully leading small groups to accomplish tasks. This path culminates in a comprehensive team-building project that brings all of your skills together—including public speaking.

## Five Levels

**1 Mastering Fundamentals**

- Ice Breaker
- Evaluation and Feedback
- Researching and Presenting

**2 Learning Your Style**

- Understanding Your Communication Style
- Active Listening
- Introduction to Toastmasters Mentoring

**3 Increasing Knowledge**

- Understanding Emotional Intelligence

### Level 3 Elective Projects (choose 2)

- Deliver Social Speeches
- Using Presentation Software
- Connect with Storytelling
- Creating Effective Visual Aids
- Using Descriptive Language
- Connect with Your Audience
- Make Connections Through Networking
- Focus on the Positive
- Inspire Your Audience
- Prepare for an Interview
- Understanding Vocal Variety
- Effective Body Language
- Know Your Sense of Humor

**4 Building Skills**

- Motivate Others

### Level 4 Elective Projects (choose 1)

- Create a Podcast
- Building a Social Media Presence
- Managing a Difficult Audience
- Write a Compelling Blog
- Manage Online Meetings
- Question-and-Answer Session
- Public Relations Strategies
- Manage Projects Successfully

**5 Demonstrating Expertise**

- Team Building

**Path Completion**

- Reflect on Your Path

### Level 5 Elective Projects (choose 1)

- Lessons Learned
- Moderate a Panel Discussion
- Ethical Leadership
- High Performance Leadership
- Leading in Your Volunteer Organization
- Prepare to Speak Professionally

Each Path has 5 Levels



# I PATHWAYS LEARNING EXPERIENCE

Welcome to Pathways! You'll be challenged and inspired to reach new heights both personally and professionally.

## Choose Your Path (\$20 USD)

What are your goals and how will you achieve them? Take the Pathways Assessment to identify the path that best aligns with your interests and objectives.

Club officers: you can order a path for yourself or a path in printed materials for your members.

☐ Choose a path for another member

Continue to Path Selection

## Access my path

### Camp

Access your path here. This is your online gateway to the Pathways Camp. Camp tracks your progress and connects you with other members of your club.

Select your club:

McDowell NC Toastmasters

Go to Base Camp

Log in as Base Camp Manager

## The Navigator

View *The Navigator* to guide you through each step of your journey. Refer to it to support your progress and to answer your questions along the way.

Select Language:

English

Launch *The Navigator*

Your first Path is included with your new member fee.

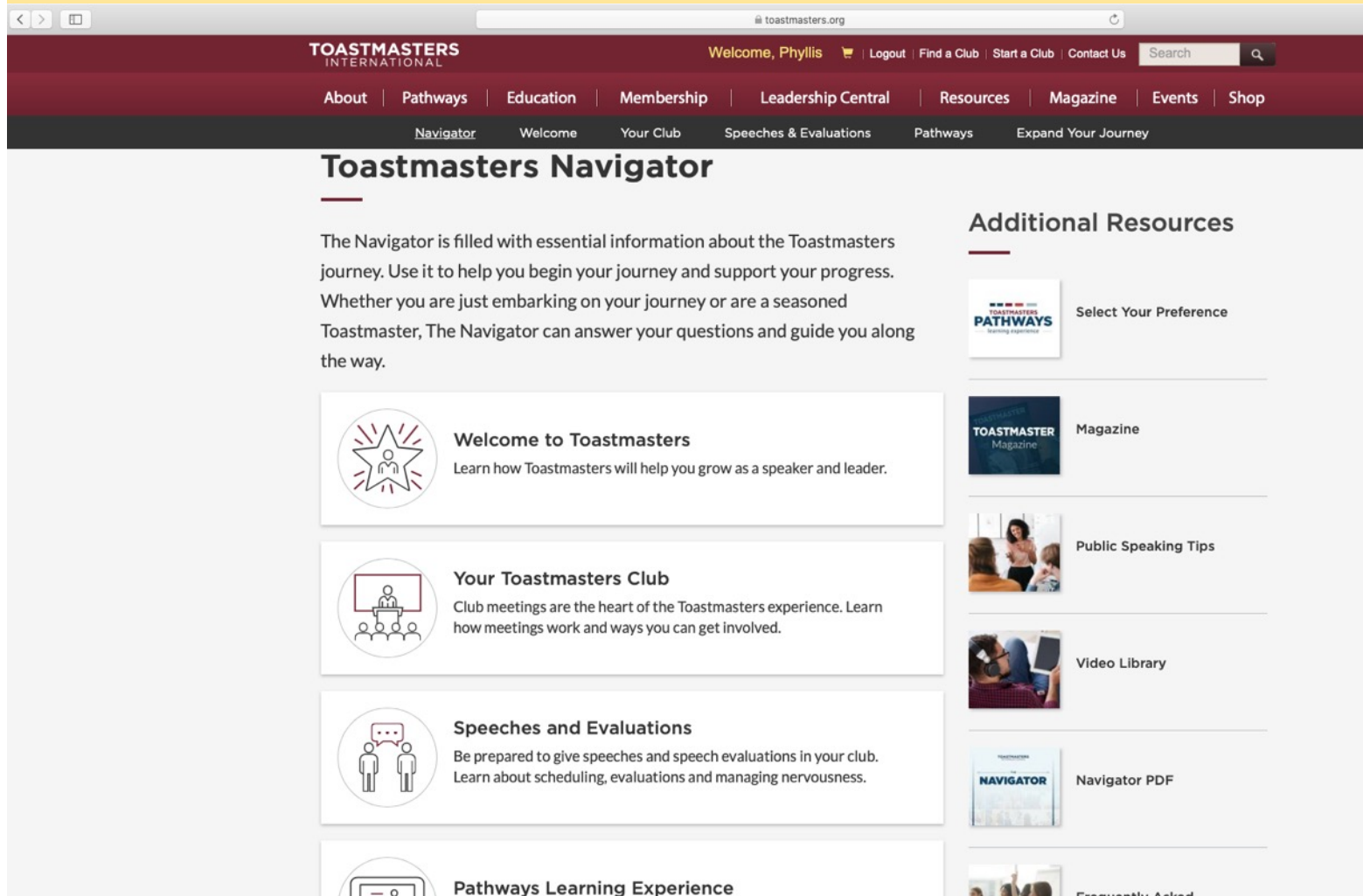
Are you a member of multiple clubs?

I wonder why this is here...?

You only see this if you are a BCM



# Review the Navigator, online or as a pdf



The screenshot shows the Toastmasters International website. The top navigation bar includes links for About, Pathways, Education, Membership, Leadership Central, Resources, Magazine, Events, and Shop. Below this, a secondary bar highlights the Navigator, Welcome, Your Club, Speeches & Evaluations, Pathways, and Expand Your Journey. The main content area is titled "Toastmasters Navigator" and contains a paragraph explaining its purpose: "The Navigator is filled with essential information about the Toastmasters journey. Use it to help you begin your journey and support your progress. Whether you are just embarking on your journey or are a seasoned Toastmaster, The Navigator can answer your questions and guide you along the way." Below this text are five interactive tiles: "Welcome to Toastmasters" (Learn how Toastmasters will help you grow as a speaker and leader.), "Your Toastmasters Club" (Club meetings are the heart of the Toastmasters experience. Learn how meetings work and ways you can get involved.), "Speeches and Evaluations" (Be prepared to give speeches and speech evaluations in your club. Learn about scheduling, evaluations and managing nervousness.), "Pathways Learning Experience" (with a "Learn More" button), and "Additional Resources" (which includes links to "Select Your Preference", "Magazine", "Public Speaking Tips", "Video Library", "Navigator PDF", and "Frequently Asked Questions").

**TOASTMASTERS INTERNATIONAL**


Welcome, Phyllis | Logout | Find a Club | Start a Club | Contact Us | Search


About | Pathways | Education | Membership | Leadership Central | Resources | Magazine | Events | Shop


Navigator | Welcome | Your Club | Speeches & Evaluations | Pathways | Expand Your Journey


## Toastmasters Navigator

The Navigator is filled with essential information about the Toastmasters journey. Use it to help you begin your journey and support your progress. Whether you are just embarking on your journey or are a seasoned Toastmaster, The Navigator can answer your questions and guide you along the way.


**Welcome to Toastmasters**  
Learn how Toastmasters will help you grow as a speaker and leader.


**Your Toastmasters Club**  
Club meetings are the heart of the Toastmasters experience. Learn how meetings work and ways you can get involved.


**Speeches and Evaluations**  
Be prepared to give speeches and speech evaluations in your club. Learn about scheduling, evaluations and managing nervousness.


**Pathways Learning Experience**  
[Learn More](#)


### Additional Resources


 **Select Your Preference**

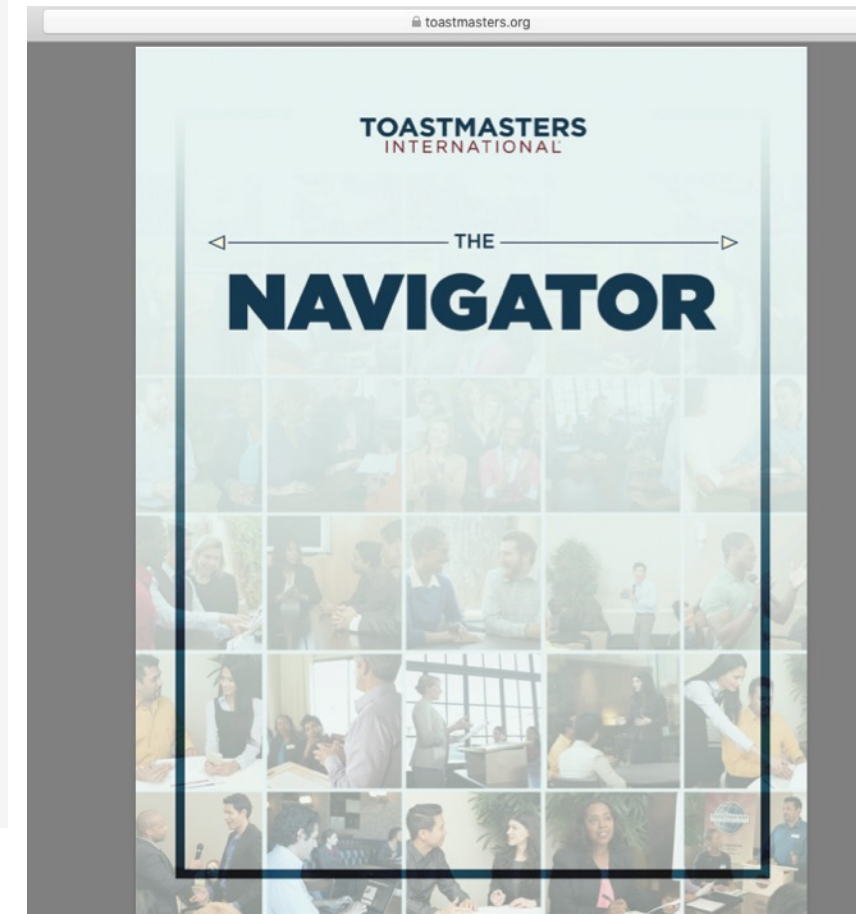
 **Magazine**

 **Public Speaking Tips**

 **Video Library**

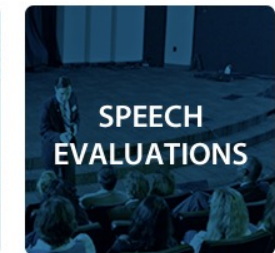

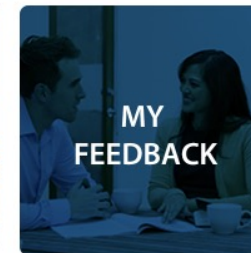
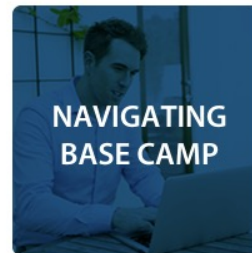
 **Navigator PDF**

 **Frequently Asked**





# Base Camp home page WAS...



## WELCOME TO BASE CAMP

Base Camp is your gateway to the Toastmasters Pathways learning experience. Base Camp is where you access your educational materials, your education transcript, interactive projects and other useful tips, tools and resources. If you are new to Base Camp, select the blue Navigating Base Camp tile to learn more.

### My Education Transcript

	Action
Effective Coaching	<a href="#">Open Curriculum</a>
Motivational Strategies	<a href="#">Open Curriculum</a>
Pathways Guide Tasks	<a href="#">Open Curriculum</a>
Pathways Mentor Program	<a href="#">Open Curriculum</a>
Distinguished Toastmaster	<a href="#">Launch</a>

### Suggested Education

No suggested training

[Return to Toastmasters Pathways Start Page](#)

© 2016 Toastmasters International. All rights reserved.



# NOW...

toastmasters.csod.com

**TOASTMASTERS PATHWAYS**  
— learning experience —

Home Paths and Learning Tutorials and Resources Reports

On Saturday, June 27, 2020 from 12:00 AM EDT to 2:00 AM EDT, your portal will be briefly unavailable due to a software update.

Welcome to Base Camp, Phyllis  
[Return to My Toastmasters Profile](#)

**Paths and Learning (Education Transcript)**  
Access all your path and learning materials

**Speech Evaluations**  
Access any project speech evaluation resource

**Tutorials and Resources**  
Access a variety of resources including project descriptions

**New Homepage!**  
The new Base Camp homepage is here! Close this box to start exploring or [view this video](#) for a guided look at the new page.  
☐ Do not show this message again

Let's visit the Base Camp homepage

**Paths and Learning**

	Action
Effective Coaching	<a href="#">Open Curriculum</a>
Pathways Guide Tasks	<a href="#">Open Curriculum</a>
Pathways Mentor Program	<a href="#">Open Curriculum</a>

**Suggested Learning**

No suggested training

**My Feedback**  
Request and give feedback to your club members

**My Badges**  
View your performance and feedback badges

**My Documents**  
Save your documents and evaluation forms



# WORK IN YOUR PATH: *Activate, then Launch*

The screenshot displays the Toastmasters Pathways web application interface. At the top, the navigation bar includes links for Home, Paths and Learning, Tutorials and Resources, and Reports. A search bar and user profile icon are also present. A yellow banner at the top of the main content area provides a software update notice for Saturday, June 27, 2020. The main content area is divided into two sections. On the left, a 'CURRICULUM PROGRESS' section features a circular progress indicator showing 17% completion. Below this, a list of levels is shown, with Level 2 selected. On the right, the 'Effective Coaching' section displays a list of activities. Each activity includes a status, due date, and a button to either 'Launch' or 'Activate' the activity. The activities listed are 'Understanding Your Leadership Style', 'Understanding Your Communication Style', and 'Introduction to Toastmasters Mentoring'. A final section for 'Level 2 Completion—Effective Coaching' is also shown.

toastmasters.csod.com

TOASTMASTERS  
PATHWAYS  
— learning experience —

Search

Home Paths and Learning Tutorials and Resources Reports

On Saturday, June 27, 2020 from 12:00 AM EDT to 2:00 AM EDT, your portal will be briefly unavailable due to a software update.

Effective Coaching

Effective Coaching

Options

Level 2

0% Completed: 0 Min Required: 4 Total Items: 4

Understanding Your Leadership Style

Status: In Progress Due: No Due Date

This project is designed to introduce the different styles of leadership and help you identify your preferred style.

Launch

Understanding Your Communication Style

Status: Not Activated Due: No Due Date

This project focuses on recognizing your preferred communication style and understanding how your style impacts your interactions with others.

Activate

Introduction to Toastmasters Mentoring

Status: Not Activated Due: No Due Date

This project introduces the value of mentorship and the Toastmasters view of mentors and protégés.

Activate

Level 2 Completion—Effective Coaching

Status: Pending Prior Training Due: No Due Date

Use this resource to help you through the process of requesting that your vice president education approve your completion of Effective Coaching Level 2.

17%

CURRICULUM PROGRESS

Effective Coaching

LEVEL 1

LEVEL 2

LEVEL 3

LEVEL 4

LEVEL 5

PATH COMPLETION

Powered by Cornerstone OnDemand, Inc. ©2000-2014  
All Rights Reserved. [Terms](#) - [Privacy](#) - [Cookies](#)



## YOUR EVALUATION

- 5
- 4
- 3
- 2
- 1

Select the tabs above to review the criteria for the evaluation in this project. Your evaluator will use the following scale:

- 5 Exemplary
- 4 Excels
- 3 Accomplished
- 2 Emerging
- 1 Developing

After your speech, log in to your self-assessment on screen.

- Introduction
- Your Assignment
- Assess Your Skills—Before
- Competencies
- The Purpose of Leadership
- Attributes of a Successful Leader
- Styles of Leadership
- Effective Use of Your Leadership Style
- Review and Apply
- Complete Your Assignment
- Your Evaluation
- Assess Your Skills—After

Select to move to another section:



## RESOURCES

- [Evaluation Resource](#)
- [Print My Project](#)

Directions



Effective Coaching 2: Understanding Your Leadership Style

Use this red arrow to pop up the “table of contents”



## YOUR ASSIGNMENT



For all assignment details and requirements, review the Project Checklist.



[Project Checklist](#)

Use the tools like this Project Checklist to get an overview of the tasks you need to do

**Purpose:** The purpose of this project is to present a speech on any topic, receive feedback, and apply the feedback to a second speech.

**Overview:** Choose any topic for your first 5- to 7-minute speech. After your speech, carefully review your feedback. At a future club meeting, present a 5- to 7-minute speech in which you incorporate feedback from your first speech. You may choose to present the same speech again or a new speech. Your second speech should reflect some or all of the feedback from your first speech. Finally, after you have completed both speeches, serve as an evaluator at a club meeting and deliver constructive feedback about another member's presentation.

Directions ▲



WHERE LEADERS  
ARE MADE


Select to move to another section:




Effective Coaching 1: Evaluation and Feedback



# How to print it



## YOUR ASSIGNMENT




# BASE CAMP

## Tutorial Quick Reference Guide

### Printing a Project and Resources

You can print any of the projects in your path. To print a project, open the project...


**PRINTING**  
You may download or print any of the projects in your path.


 [View Print Instructions](#)


#### YOU AND YOUR GOALS


When you took your Pathways Assessment, you were asked to identify your basic public speaking and leadership goals—the reason you came to Toastmasters and what you hoped to gain. It may be helpful to think back to that experience and share some of those goals in your “Ice Breaker” speech.

You may also use this Ice Breaker Speech Outline Worksheet to help you collect and develop your thoughts. A clear, thorough outline will assist you in crafting your speech and sharing your communication and leadership goals with the audience within the allotted time.




 [View Ice Breaker Speech Outline Worksheet](#)

 [Download Ice Breaker Speech Outline Worksheet](#)



**WHERE LEADERS ARE MADE**

Select to move to another section: 

Effective Coaching 1: Evaluation and Feedback



TOASTMASTERS

PATHWAYS

learning experience

Home

Paths and Learning

Tutorials and Resources

Reports

On Saturday, June 27, 2020 from 12:00 AM EDT to 2:00 AM EDT, your portal will be briefly unavailable due to a software update.

Welcome to Base Camp, Phyllis

[Return to My Toastmasters Profile](#)

Paths and Learning (Education Transcript)

Access all your path and learning materials

Speech Evaluations

Access any project speech evaluation resource

Tutorials and Resources

Access a variety of resources including project descriptions

Let's visit the Base Camp homepage

Let's visit the Base Camp homepage

Let's visit the Base Camp homepage

Let's visit the Base Camp homepage

New Homepage!

The new Base Camp homepage is here! Close this box to start exploring or [view this video](#) for a guided look at the new page.

☐ Do not show this message again

My Feedback

Request and give feedback to your club members

My Badges

View your performance and feedback badges

My Documents

Save your documents and evaluation forms

Paths and Learning



	Action
Effective Coaching	<a href="#">Open Curriculum</a>
Pathways Guide Tasks	<a href="#">Open Curriculum</a>
Pathways Mentor Program	<a href="#">Open Curriculum</a>

Suggested Learning

No suggested training

toastmasters.csod.com

Search



See this?



toastmasters.csod.com

learning experience

Home

Paths and Learning

Tutorials and Resources

Reports

On Friday, June 26, 2020 from 9:00 PM PDT to 11:00 PM PDT, your portal will be briefly unavailable due to a software update.

My Account

Preferences

Preferences

CLUB 07048906  
McDowell NC Toastmasters  
Club Base Camp Manager

Settings


Time Zone:

Please select a time zone. ▾


Select Signature

CLUB 07048906 ▾


Ah-Counter:

10/15/2019  clear


General Evaluator:

1/7/2020  clear


Grammarians:

12/3/2019  clear


Speech Evaluator:

12/10/2019  clear

Timer:

2/11/2020  clear

Toastmaster:


1/21/2020  clear

Record  
your  
meeting  
roles  
here





# Your profile; team member list


## View Team


**CLUB 07048906**  
Club Base Camp Manager


**My Club**


**Marian Brinkley**  
Member


**Debra Chang**  
Member


**Tracy Cotton**  
Club President


**Sandy Hancock**  
Member


**Christina Holmes**  
Member

**Gary Holmes**  
Member

**Alicia Hughes**  
Club Treasurer

**Anthony Kombol**  
Club Sergeant at Arms

**Katherine Kombol**  
Member

**Phyllis Kombol**  
Club VP Education

1 2  
1 to 10 of 16

Done

[Resources](#) [Reports](#)

PM PDT, your portal will be briefly unavailable due to a software update.

[Camp Profile](#) [Feedback](#) [Paths and Learning](#) [E-portfolio](#)


[Home](#) > [Phyllis Kombol](#) > [Base Camp Profile](#)

## Base Camp Profile

View Team

Share information about yourself and learn about members of your home club here.

Select the pencil icon in the Summary section below to add a brief introduction that tells other members about you. Share your specific hobbies and goals in the Interests section. When you fulfill a meeting role, add the date to the Additional Information section by visiting [My Account](#). Your club officers will use the information you provide here to confirm that you have satisfied [meeting role requirements](#).



**Phyllis Kombol**  
McDowell NC Toastmasters  
Club VP Education

About Me

Email  
[phyllis.kombol@gmail.com](mailto:phyllis.kombol@gmail.com)

### Summary

Hello, I can be your Pathways learning assistant. Feel free to contact me with questions or concerns. Use my email, or you can leave me voice mail or text messages via my cell 704-763-1970. I have completed 2 paths, and still learning right along with you!

I am a member of McDowellNC Toastmasters (an open weekly club), also a member of Eat Your Words Toastmasters (a specialty club that meets once/month over dinner that focuses on impromptu roles), and a member of Advanced Toastmasters of Asheville (an advanced club meets once/month for 2 hours on Saturday mornings). Come as a visitor to ANY of these great clubs to see what dual membership might do for you. McDowell is a young club (chartered June 2019), and has great quality meetings with a lot of fun. At Eat Your Words, we "expect the unexpected" --be ready to fill ANY role because we draw our meeting role from a "grab bag"--always on our toes for a good time with food and drink. ATA will push you to develop your skills at a higher level because all members must have completed at least 2 levels in a Path, or 6 speeches in the CC manual; we do round-robin evaluations, and have time available for longer format speeches--a challenging time with great supportive members. All clubs are meeting on line during the COVID-19 restrictions. Visit the club website or contact me for the zoom link.

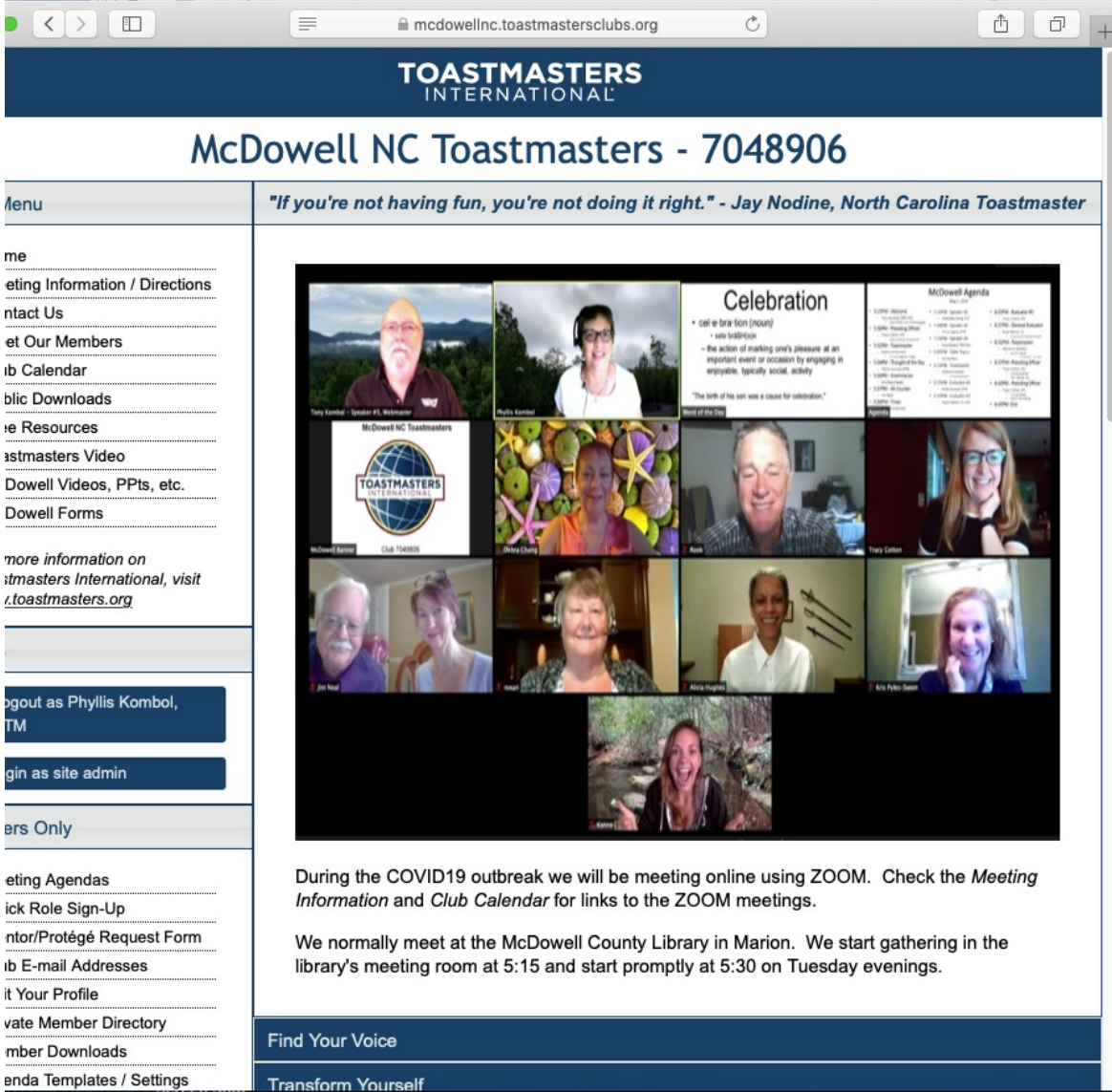
I have served in almost every club officer role (some multiple times), was club Sponsor for Eat Your Words, Area Director 3 times (different areas in Divisions A&B), taught at D37 conference and TLIs, and was the D37 Youth Programs Coordinator for a couple years. Do you know about the 3 different types of Toastmasters programs for youth? Did you know that there is a trust fund available for materials for Youth Leadership Program?

How can I help you?



How to complete a project—the details (example *Evaluation and Feedback Project*)

Go to EYW, ATA or McDowellINC FTH for 12-minute video and/or ppt resource



The screenshot shows the website for McDowell NC Toastmasters (7048906). The header includes the Toastmasters International logo and the club name. A quote by Jay Nodine is displayed. The main content area features a Zoom meeting grid with participants. A sidebar menu on the left lists various resources and links. Below the Zoom grid, there is a section about COVID-19 online meetings and a note about the club's meeting location and time.

**TOASTMASTERS INTERNATIONAL**

**McDowell NC Toastmasters - 7048906**

*"If you're not having fun, you're not doing it right." - Jay Nodine, North Carolina Toastmaster*

**Menu**

- me
- eting Information / Directions
- ntact Us
- et Our Members
- ib Calendar
- blic Downloads
- Resources
- astmasters Video
- Dowell Videos, PPTs, etc.
- Dowell Forms
- more information on toastmasters International, visit [toastmasters.org](http://toastmasters.org)
- Logout as Phyllis Kombol, TM
- gin as site admin
- ers Only
- eting Agendas
- ick Role Sign-Up
- ntor/Protégé Request Form
- ib E-mail Addresses
- it Your Profile
- vate Member Directory
- mber Downloads
- enda Templates / Settings

**Celebration**

- call to attention (toast)
- solo introduction
- the action of making one's pleasure at an important event or occasion by engaging in enjoyable, typically social, activity
- "The birth of his son was a cause for celebration."
- Word of the Day

**McDowell Agenda**

During the COVID19 outbreak we will be meeting online using ZOOM. Check the *Meeting Information* and *Club Calendar* for links to the ZOOM meetings.

We normally meet at the McDowell County Library in Marion. We start gathering in the library's meeting room at 5:15 and start promptly at 5:30 on Tuesday evenings.

**Find Your Voice**

**Transform Yourself**




toastmasters.csod.com


**TOASTMASTERS**  
**PATHWAYS**  
learning experience


Home Paths and Learning Tutorials and Resources Reports

On Saturday, June 27, 2020 from 12:00 AM EDT to 2:00 AM EDT, your portal will be briefly unavailable due to a software update.

Welcome to Base Camp, Phyllis  
[Return to My Toastmasters Profile](#)

 **Paths and Learning (Education Transcript)**  
Access all your path and learning materials

 **Speech Evaluations**  
Access any project speech evaluation resource

 **Tutorials and Resources**  
Access a variety of resources including project descriptions

**New Homepage!**  
The new Base Camp homepage is here! Close this box to start exploring or [view this video](#) for a guided look at the new page.  
☐ Do not show this message again

Let's visit the Base Camp homepage

**Paths and Learning**

	Action
Effective Coaching	<a href="#">Open Curriculum</a>
Pathways Guide Tasks	<a href="#">Open Curriculum</a>
Pathways Mentor Program	<a href="#">Open Curriculum</a>

**Suggested Learning**

No suggested training

**My Feedback**  
Request and give feedback to your club members

**My Badges**  
View your performance and feedback badges

**My Documents**  
Save your documents and evaluation forms

Evaluations,  
Tutorials &  
Resources

Next



**Request and share feedback with members of your home club here.**

To learn more, view the [Providing Feedback and Awarding Badges](#) tutorial.

### Feedback Request

e.g. I'd like to hear your thoughts on my latest project...

☒ Feedback ☒ Badges



6/23/2018 11:50 AM  
Shared with: Everyone

Share comment with: Everyone...




6/15/2018 7:44 PM  
Shared with



## My Badges

All ▾



Search documents and folders by title





# How to complete a LEVEL:

## *One step at a time*

Level 1 (*same for every Path*) = 3 Projects

- Ice Breaker Project
  - 1 speech “The Ice Breaker”
- Evaluation and Feedback Project
  - “First” Speech –get feedback
  - “Second” Speech—apply the feedback received
  - Evaluator Speech—evaluate another member’s speech
- Researching and Presenting Project
  - 1 speech demonstrating research on a topic, distinguishing between fact/opinion sources, and citing sources
- Enter a *Level Completion Approval Request*



The screenshot shows the 'Effective Coaching' curriculum progress page for Level 1. On the left, a circular progress indicator shows 17% completion. Below it, a sidebar lists the curriculum levels: LEVEL 1 (selected), LEVEL 2, LEVEL 3, LEVEL 4, LEVEL 5, and PATH COMPLETION. The main content area is titled 'Effective Coaching' and shows 'Level 1' with a progress bar at 100%. It lists four completed projects: 'Ice Breaker', 'Evaluation and Feedback', 'Researching and Presenting', and 'Level 1 Completion—Effective Coaching'. Each project has a 'Launch' button, except for the final completion project which has a 'View Certificate' button.

Effective Coaching

Options ▾

**Level 1**  
100% Completed: 4 Min Required: 4 Total Items: 4

☒ **Ice Breaker**  
Status: Completed Due: No Due Date  
This foundational project is designed to introduce you to your club and the skills you need to begin your Toastmasters journey. **Launch** ▾

☒ **Evaluation and Feedback**  
Status: Completed Due: No Due Date  
This project addresses the skills needed to give and receive feedback. You will learn about giving, receiving and applying feedback. **Launch** ▾

☒ **Researching and Presenting**  
Status: Completed Due: No Due Date  
This project addresses strategies for selecting a topic, suggestions for research and methods for producing a well-organized speech. **Launch** ▾

☒ **Level 1 Completion—Effective Coaching**  
Status: Completed Due: No Due Date  
Use this resource to help you through the process of requesting that your vice president education approve your completion of Effective Coaching Level 1. **View Certificate** ▾

The screenshot shows the 'Effective Coaching' curriculum progress page for Level 2. On the left, a circular progress indicator shows 17% completion. Below it, a sidebar lists the curriculum levels: LEVEL 1 (selected), LEVEL 2, LEVEL 3, LEVEL 4, LEVEL 5, and PATH COMPLETION. The main content area is titled 'Effective Coaching' and shows 'Level 2' with a progress bar at 0%. It lists three projects: 'Understanding Your Leadership Style', 'Understanding Your Communication Style', and 'Introduction to Toastmasters Mentoring'. Each project has a 'Launch' or 'Activate' button. The final project, 'Level 2 Completion—Effective Coaching', has a 'View Certificate' button.

Effective Coaching

Options ▾

**Level 2**  
0% Completed: 0 Min Required: 4 Total Items: 4

☒ **LEVEL 1**

☐ **LEVEL 2**

☐ **LEVEL 3** ▸

☐ **LEVEL 4** ▸

☐ **LEVEL 5** ▸

☐ **PATH COMPLETION**

☐ **Understanding Your Leadership Style**  
Status: In Progress Due: No Due Date  
This project is designed to introduce the different styles of leadership and help you identify your preferred style. **Launch** ▾

☐ **Understanding Your Communication Style**  
Status: Not Activated Due: No Due Date  
This project focuses on recognizing your preferred communication style and understanding how your style impacts your interactions with others. **Activate** ▾

☐ **Introduction to Toastmasters Mentoring**  
Status: Not Activated Due: No Due Date  
This project introduces the value of mentorship and the Toastmasters view of mentors and protégés. **Activate** ▾

☐ **Level 2 Completion—Effective Coaching**  
Status: Pending Prior Training Due: No Due Date  
Use this resource to help you through the process of requesting that your vice president education approve your completion of Effective Coaching Level 2. **View Certificate** ▾

After all projects done in a level, the final step in that level is to request a level completion approval.



# What happens when you put in a Level Completion Approval request

- Who gets the request?
  - How can you check where it is likely to go?
  - How can you be sure they got it?
  - What if you are a member of multiple clubs?
  - How do you decide which club “gets the credit”?
- What do they do?
- When should they do it?
  - Why?
- What else do they need to do so that the club “gets the DCP credit”?



# PATHWAYS LEARNING EXPERIENCE

Welcome to Pathways! You'll be challenged and inspired to reach new heights both personally and professionally.

## Choose Your Path (\$20 USD)

What are your goals and how will you achieve them? Take the Pathways Assessment to identify the path that best aligns with your interests and objectives.

Club officers: you can order a path for yourself or a path in printed materials for your members.

☐ Choose a path for another member

Continue to Path Selection

## Access my path through Base Camp

Access your path here through Base Camp, your online gateway to Pathways. Base Camp tracks your progress and lets you connect online with other members of your club.

Select your club:

McDowell NC Toastmasters

Go to Base Camp

Log in as Base Camp Manager

## The Navigator

View *The Navigator* to guide you through each step of your journey. Refer to it to support your progress and to answer your questions along the way.

Select Language:

English

Launch *The Navigator*



Search

Home Paths and Learning Tutorials and Resources Reports

On Friday, June 26, 2020 from 9:00 PM PDT to 11:00 PM PDT, your portal will be briefly unavailable due to a software update.

Home > > View Pending Requests

View outstanding training requests you must approve, defer, or deny. Deferring a request will send the request to the next person in the approval chain for that employee. Click on the employee's name to view their transcript. If you would like others to make approvals on your behalf, you may share your approving permissions for users for whom you are the following:

### Training Pending Approval

Printable Version Export to Excel

Name Search

(0 Results)


Requested By	Training	Type	Date	Options
--------------	----------	------	------	---------

« Back



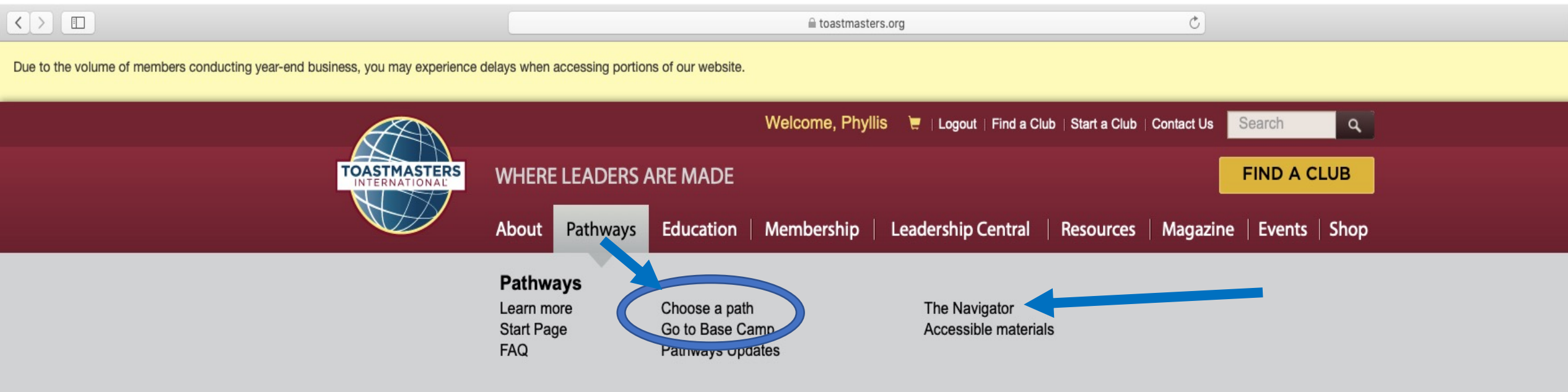
Help your current  
members  
transition from  
the legacy  
education  
program to  
Pathways

*and YES, it will  
seem like it's all  
uphill!*





Help them find their way...  
invite them in, with your help.  
Walk with them.



*Maybe ask them to evaluate introductory resources that you will be using with new members:*  
**Watch one, do one, teach one**



d37toastmasters.org

TOASTMASTERS DISTRICT 37

Our District ▾ Membership ▾ Events & Programs ▾ Education ▾ Resources ▾ Contact Us 🔍

### Pathways Resources

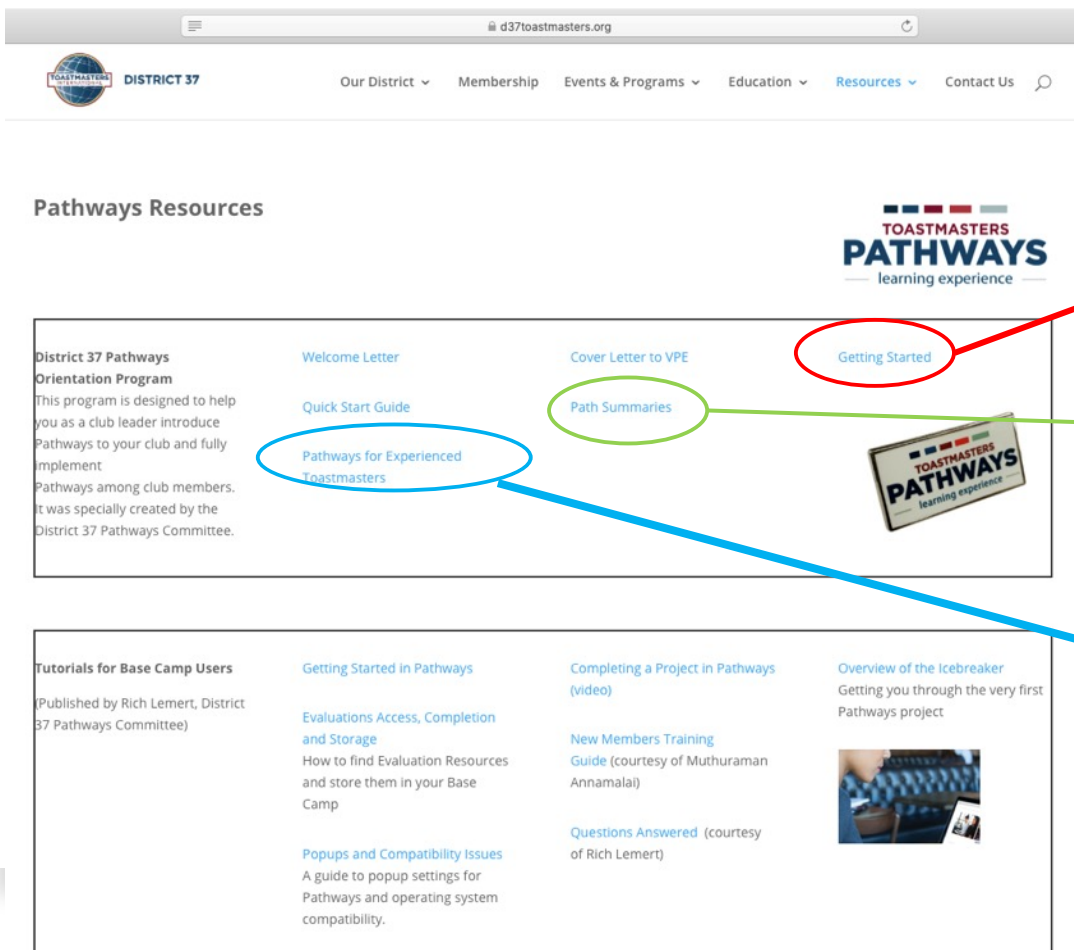
**TOASTMASTERS PATHWAYS**  
learning experience

**District 37 Pathways Orientation Program**  
This program is designed to help you as a club leader introduce Pathways to your club and fully implement Pathways among club members. It was specially created by the District 37 Pathways Committee.

- Welcome Letter
- Quick Start Guide
- Pathways for Experienced Toastmasters
- Cover Letter to VPE
- Path Summaries
- Getting Started

**Tutorials for Base Camp Users**  
(Published by Rich Lemert, District 37 Pathways Committee)

- Getting Started in Pathways
- Evaluations Access, Completion and Storage  
How to find Evaluation Resources and store them in your Base Camp
- Popups and Compatibility Issues  
A guide to popup settings for Pathways and operating system compatibility.
- Completing a Project in Pathways (video)
- New Members Training Guide (courtesy of Muthuraman Annamalai)
- Questions Answered (courtesy of Rich Lemert)
- Overview of the Icebreaker  
Getting you through the very first Pathways project



The screenshot shows the 'Pathways Resources' page on the D37toastmasters.org website. The page is divided into two main sections. The top section, titled 'District 37 Pathways Orientation Program', lists several resources: 'Welcome Letter', 'Quick Start Guide', 'Pathways for Experienced Toastmasters' (circled in blue), 'Cover Letter to VPE', 'Path Summaries' (circled in green), and 'Getting Started' (circled in red). A red arrow points from 'Getting Started' to a text box on the right. A green arrow points from 'Path Summaries' to another text box. A blue arrow points from 'Pathways for Experienced Toastmasters' to a third text box. The bottom section, titled 'Tutorials for Base Camp Users', lists several tutorials: 'Getting Started in Pathways', 'Evaluations Access, Completion and Storage', 'Popups and Compatibility Issues', 'Completing a Project in Pathways (video)', 'New Members Training Guide', 'Questions Answered', and 'Overview of the Icebreaker'. A small image of a person sitting at a table is visible next to the 'Overview of the Icebreaker' tutorial.

Screenshots walk the member through accessing Pathways, selecting a Path, completing the Ice Breaker Project

Brief summary of each of the 11 Paths (4 pages)

Slideshow presentation from Lemert/Hye (22 slides with notes *incl DTM in Pathways*)

Pathways Resources from  
D37toastmasters.org

D37toastmasters.org → Resources → Pathways Resources



## DTM in Pathways

### Route to the DTM

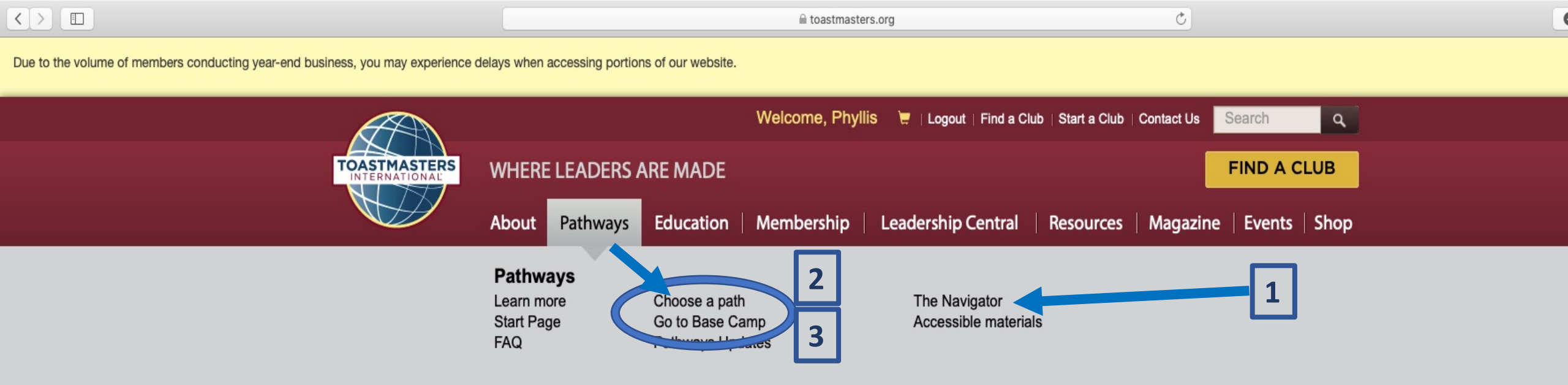


DTM in  
Pathways



For your new members:  
make the path smooth and easy;  
help them see the long view



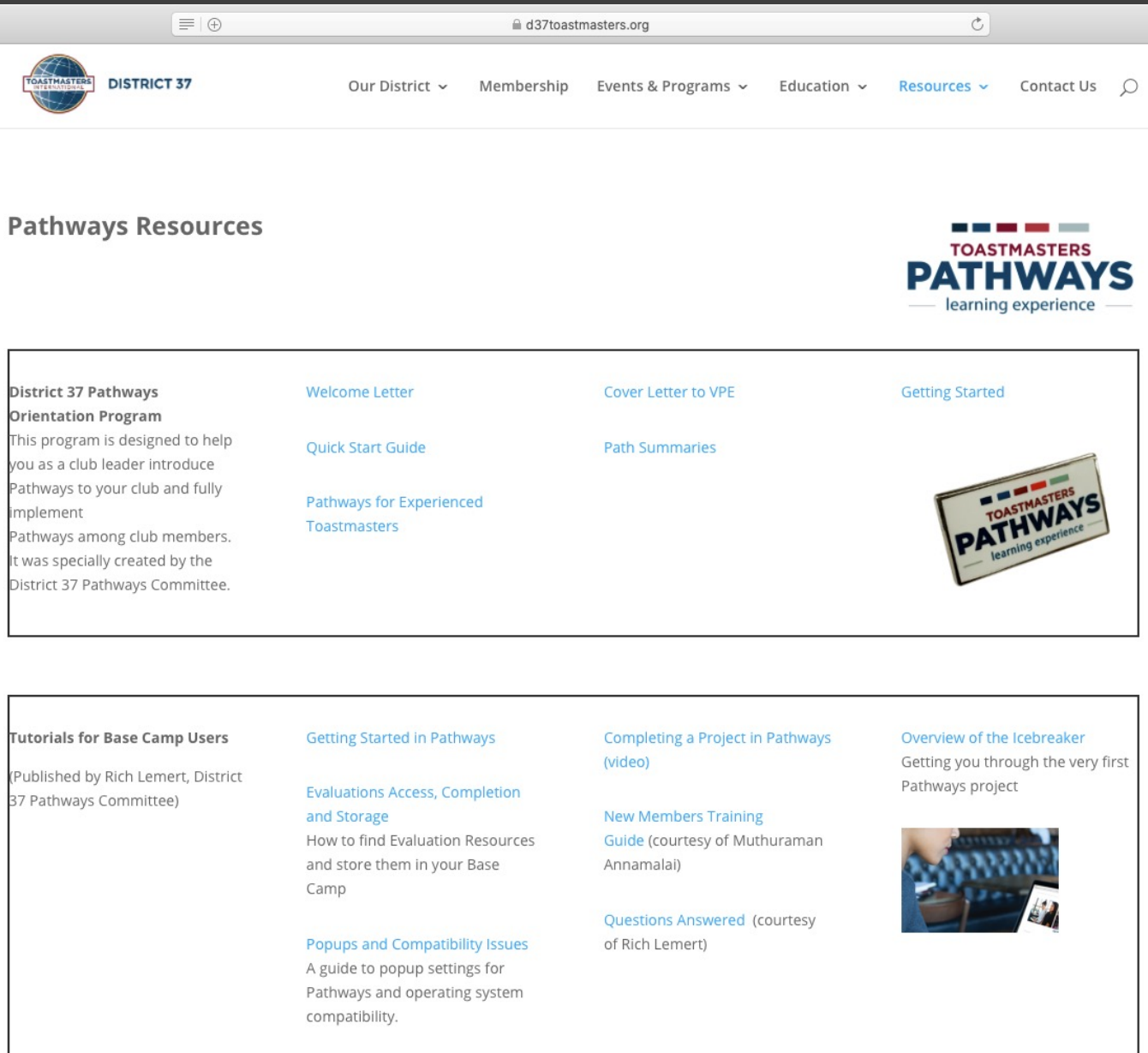


Pathways for your new members—

*Don't confuse the issue by talking about  
"how it used to be"*



# Resources from D37toastmasters.org



The screenshot shows the website d37toastmasters.org. The header includes the District 37 logo and navigation links: Our District, Membership, Events & Programs, Education, Resources, and Contact Us. The main content area is titled "Pathways Resources" and features the Toastmasters Pathways logo with the tagline "learning experience". Below this, there are two main sections of resources. The first section, "District 37 Pathways Orientation Program", describes the program's purpose and lists links for Welcome Letter, Quick Start Guide, Pathways for Experienced Toastmasters, Cover Letter to VPE, Path Summaries, and Getting Started. The second section, "Tutorials for Base Camp Users", lists links for Getting Started in Pathways, Evaluations Access, Completion and Storage, Popups and Compatibility Issues, Completing a Project in Pathways (video), New Members Training Guide, Questions Answered, and Overview of the Icebreaker. A small image of a person using a tablet is also visible.

**Pathways Resources**

**District 37 Pathways Orientation Program**  
This program is designed to help you as a club leader introduce Pathways to your club and fully implement Pathways among club members. It was specially created by the District 37 Pathways Committee.

[Welcome Letter](#) [Quick Start Guide](#) [Pathways for Experienced Toastmasters](#) [Cover Letter to VPE](#) [Path Summaries](#) [Getting Started](#)

**Tutorials for Base Camp Users**  
(Published by Rich Lemert, District 37 Pathways Committee)

[Getting Started in Pathways](#) [Completing a Project in Pathways \(video\)](#) [Overview of the Icebreaker](#)  
Getting you through the very first Pathways project

[Evaluations Access, Completion and Storage](#)  
How to find Evaluation Resources and store them in your Base Camp

[Popups and Compatibility Issues](#)  
A guide to popup settings for Pathways and operating system compatibility.

[New Members Training Guide](#) (courtesy of Muthuraman Annamalai)

[Questions Answered](#) (courtesy of Rich Lemert)

Orientation and education  
Mentoring, monitoring and guiding

- **Box 1**

- Welcome Letter
- Quick Start Guide
- Path Summaries
- Getting Started

- **Box 2**

- Getting started in Pathways
- Overview of the Icebreaker
- Completing a Project (video)
- Evaluations Access...
- If needed, Popups



# Club Officers, how will you use this?

---

- SAA
- Treasurer
- Secretary
- VP-PR
- VP-M
- VP-E
- President
- IPP



# Club Officer HINTS

- Toastmasters.org → login
  - use your email used when enrolled as a member of Toastmasters, password
- Leadership Central → Club Central
  - Get roster—**See who is enrolled in Pathways**
  - Also
    - Submit payments for new members/renewals
    - **Submit education awards (*after Pathways approval by BCM*)**
    - Check DCP status



# More resources from D37toastmasters.org for Club Officers

- Paths and Core Competencies (box4)
- Path and Project Matrix (box 4)/Pathways Vertical Matrix (box 5)
- Completing a Level (for BCM) (box 3)
- Meeting Roles (show members this) and External Training (box 3)
- Member Progress in Dashboards (for BCM) (box 3)
- Graphics (box 5)
  - Infographic
  - Mastering Fundamentals
  - Education Awards Key


d37toastmasters.org

3

**Tutorials for Base Camp Managers**  
(Published by Rich Lemert, District 37 Pathways Committee)

[Completing a Level \(for Base Camp Managers\)](#)  
  
[Pathways New Member Training Guide \(video\)](#)

[Meeting Roles and External Training](#)  
  
[Basecamp Manager Training Guide \(video\)](#)

[Member Progress Dashboards \(for Base Camp Managers\)](#)  
  


4

**Program Details**  
(Published by District 4 Toastmasters)

[Detail of the Pathways Learning Experience](#)  
  
A complete overview of the Pathways program, documenting all paths, levels and projects.  
  
[Pathways Tracking Chart for Your Club](#)  
  
A useful tool to track club member progress within Pathways, with space to record path names and dates of each project completed.

[Paths and Core Competencies](#)  
  
A graphical look at the various competencies developed within each path.  
  
[A TO Z GUIDE TO PATHWAYS](#)  
  
A site map of Pathways resources from A to Z compiled by Karen Story (Karenstory.com)

[Path and Project Matrix](#)  
  
A graphical look at the various required and elective projects associated with each path.  
  
[Pathways Facts Infographic](#)  
  
A graphical look at some Pathways adoption and use statistics (May, 2019).

5

**Pathways Graphics**  
We found these graphics produced by TI, other districts, and other Pathways users. They may be helpful in understanding the Pathways structure.

[Pathways Infographic](#)  
  
[DTM in Pathways](#)  
  
[Mastering Fundamentals](#)

[Navigating Pathways](#)  
  
[Earning a DTM in Pathways](#)

[Education Awards Key](#)  
  
[Pathways Vertical Matrix](#)

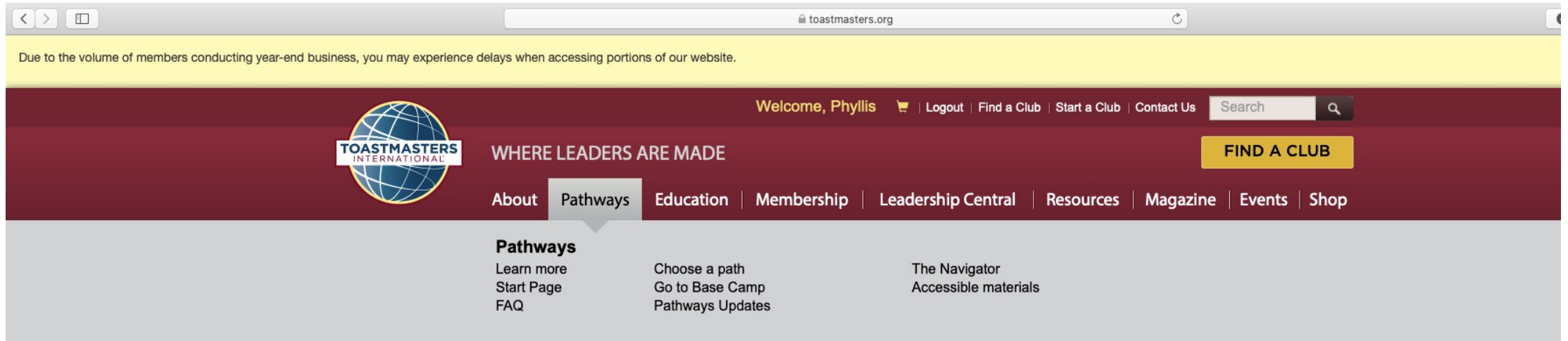


# Base Camp Manager Labyrinth

*Next 11 slides*



# Log in → Pathways → Base Camp





# Now log in as Base Camp Manager

## | PATHWAYS LEARNING EXPERIENCE

Welcome to Pathways! You'll be challenged and inspired to reach new heights both personally and professionally.

### Choose Your Path (\$20 USD)

What are your goals and how will you achieve them? Take the Pathways Assessment to identify the path that best aligns with your interests and objectives.

Club officers: you can order a path for yourself or a path in printed materials for your members.

☐ Choose a path for another member

Continue to Path Selection

### Access my path through Base Camp

Access your path here through Base Camp, your online gateway to Pathways. Base Camp tracks your progress and lets you connect online with other members of your club.

Select your club:

McDowell NC Toastmasters

Go to Base Camp

Log in as Base Camp Manager

### *The Navigator*

View *The Navigator* to guide you through each step of your journey. Refer to it to support your progress and to answer your questions along the way.

Select Language:

English

Launch *The Navigator*



# BASE CAMP MANAGER TASKS

## Base Camp Manager

Welcome to your Base Camp manager home page. Here, you will find the tools you need to manage member progress in the Toastmasters Pathways learning experience.

As the vice president education, you are responsible for education approvals in your club. Your club president and secretary also have access to the Base Camp manager portal and are your backup approvers for Base Camp manager tasks. For more information on the Base Camp manager approval workflow, [view the Base Camp Manager Overview tutorial](#).

To return to your personal learning experience in Base Camp, [visit the Pathways Start page](#) and log in as a member.

1

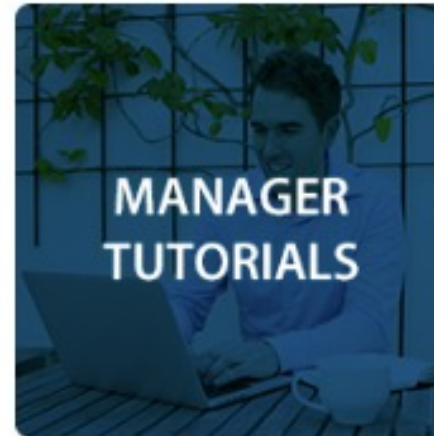


Approve member requests.

2



Review member learning reports.



Learn about using Base Camp as a Base Camp manager.



# | PATHWAYS LEARNING EXPERIENCE

Welcome to Pathways! You'll be challenged and inspired to reach new heights both personally and professionally.

## Choose Your Path (\$20 USD)

What are your goals and how will you achieve them? Take the Pathways Assessment to identify the path that best aligns with your interests and objectives.

Club officers: you can order a path for yourself or a path in printed materials for your members.

☐ Choose a path for another member

Continue to Path Selection

## Access my path through Base Camp

Access your path here through Base Camp, your online gateway to Pathways. Base Camp tracks your progress and lets you connect online with other members of your club.

Select your club:

McDowell NC Toastmasters

Go to Base Camp

Log in as Base Camp Manager

## The Navigator

View *The Navigator* to guide you through each step of your journey. Refer to it to support your progress and to answer your questions along the way.

Select Language:

English

Launch *The Navigator*



Search

Home Paths and Learning Tutorials and Resources Reports

On Friday, June 26, 2020 from 9:00 PM PDT to 11:00 PM PDT, your portal will be briefly unavailable due to a software update.

Home > > View Pending Requests

View outstanding training requests you must approve, defer, or deny. Deferring a request will send the request to the next person in the approval chain for that employee. Click on the employee's name to view their transcript. If you would like others to make approvals on your behalf, you may share your approving permissions for users for whom you are the following:

### Training Pending Approval

Printable Version Export to Excel

Name Search

Requested By

Training

Type

Date

Options

« Back

(0 Results)



## 1. Individual Progress

Options ▾

Refresh

Print

### 1. Individual Progress

### 2. Level Completions

### 3. Path Progress

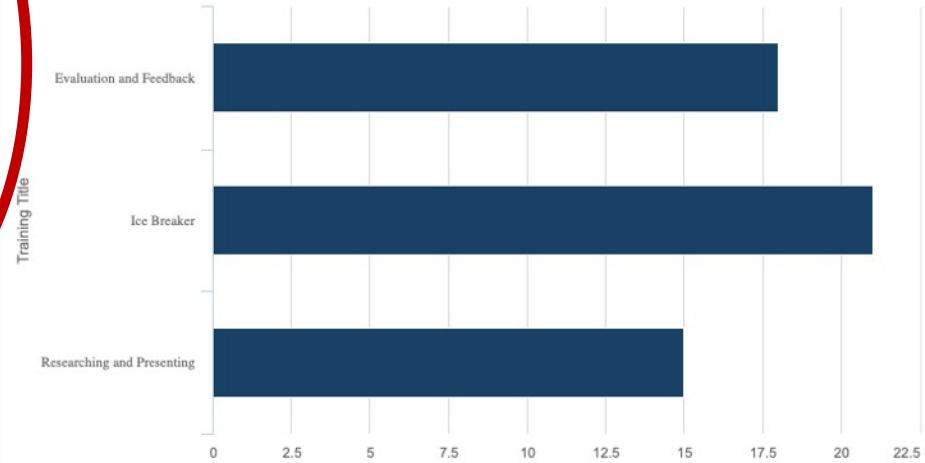
### 4. Path Type

### 5. Recently Selected ...

### 6. External Training

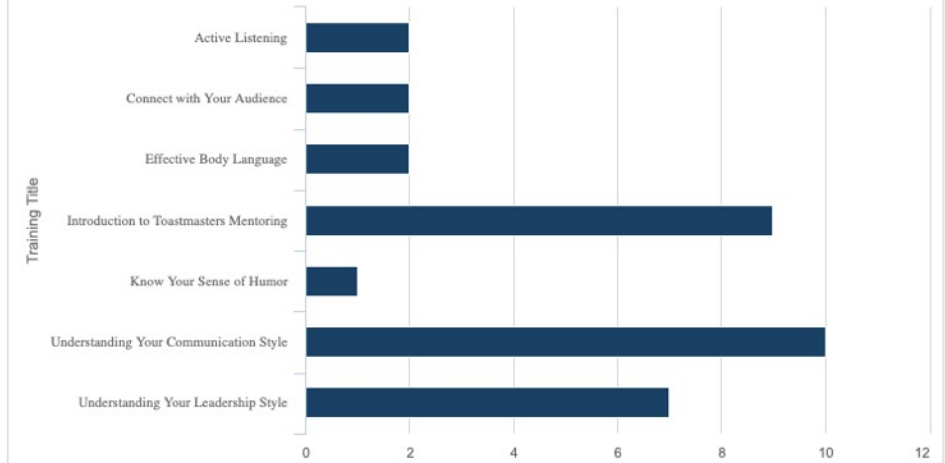
To see all members: 1. Select Options and Refresh 2. Hover over a box below 3. Select arrow 4. Select View Details

#### LEVEL 1 PROJECTS IN PROGRESS



Last refreshed 6/25/2020, 8:39:17 PM

#### LEVEL 2 PROJECTS IN PROGRESS



Refreshing now. Last refreshed 5/8/2020, 3:07:04 PM

#### LEVEL 3 PROJECTS IN PROGRESS



#### LEVEL 4 PROJECTS IN PROGRESS



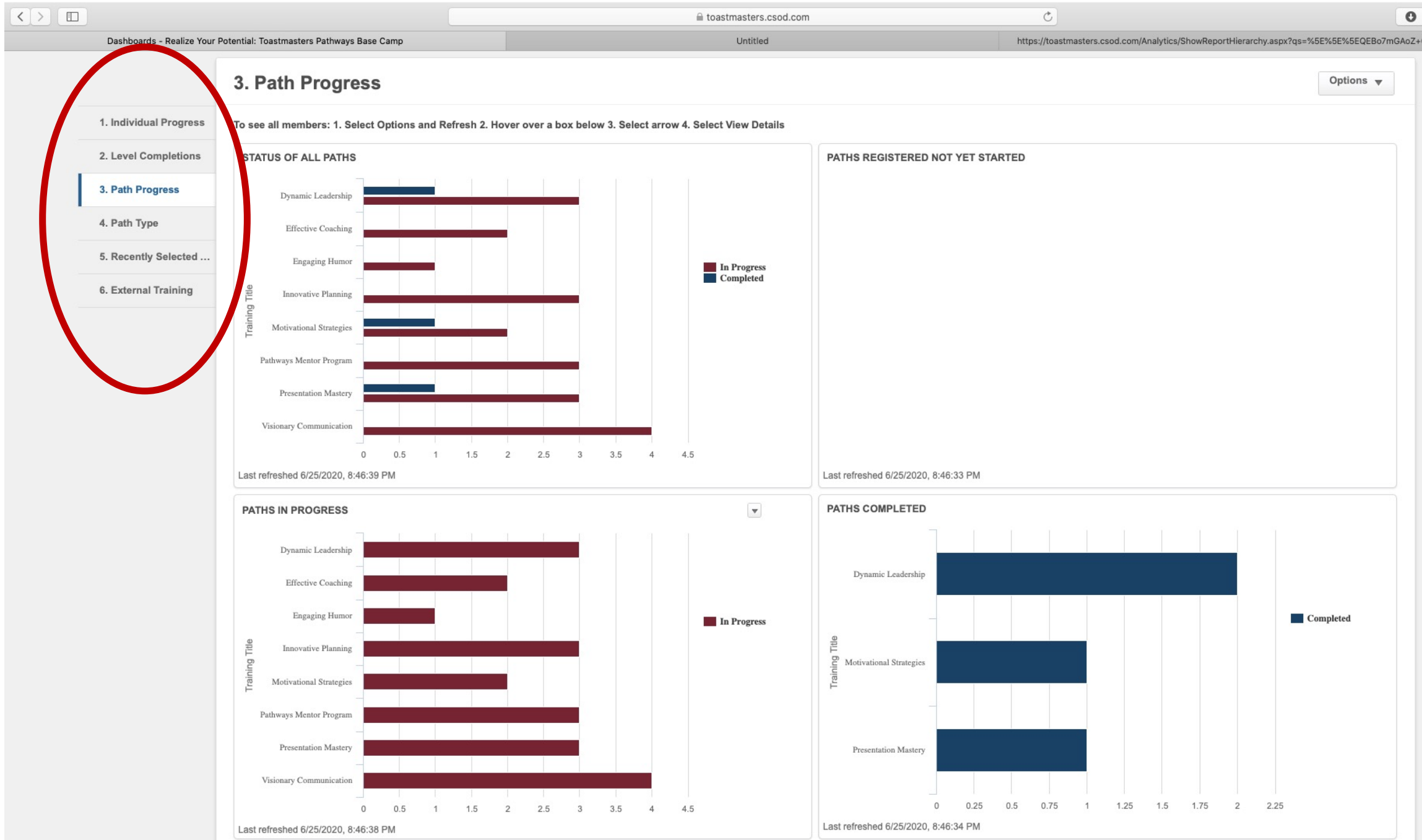




Title: LEVELS RECENTLY COMPLETED ON BASE CAMP WITHIN 90 DAYS (MUST ALSO SUBMIT IN CLUB CENTRAL)  
Report Generated By: 07048906, CLUB  
Report Date/Time: 05/19/2020 04:08 PM  
Record Count: 4  
Record Count Limit: 5000  
Filters: [Training Type] is equal to Material  
[Project Level] is equal to 1,2,3,4,5,Path Completion  
[Transcript Completed Date] Last 90 Days  
[Latest Registration Number?] is True  
[User Status] is equal to Active

User Full Name	Training Title	Project Level	Transcript Completed Date	Count User ID
Grand Summary (4)				4
Cotton, Tracy (1)				1
Cotton, Tracy	Level 2 Completion—Innovative Planning	2	04/14/2020 06:41 PM	07489538
Holmes, Gary (1)				1
Holmes, Gary	Level 1 Completion—Presentation Mastery	1	05/19/2020 02:35 PM	07681728
Hughes, Alicia (1)				1







Level 1 Projects In Progress



Title: Level 1 Projects In Progress  
Report Generated By: 07048906, CLUB  
Report Date/Time: 06/25/2020 08:39 PM  
Record Count: 54  
Record Count Limit: 5000  
Filters:  
[Training Type] is equal to Online Class  
[Transcript Status] is equal to Completed , In Progress  
[Removed from Transcript?] is not True  
[Project Type] is equal to Elective, Required  
[Project Level] is equal to 1  
[Latest Registration Number?] is True  
[User Status] is not equal to Inactive

Training Title	User Full Name	Count User ID	Transcript Status	Path the project is associated with	Project Type	Last Transcript Status Change Date
Grand Summary (54)		54				
Evaluation and Feedback (18)		18				
Evaluation and Feedback	Brinkley, Marian	05214816	In Progress	Innovative Planning	Required	01/07/2020 04:07 PM
Evaluation and Feedback	Chang, Debra	07489590	Completed	Effective Coaching	Required	09/25/2019 11:22 AM
Evaluation and Feedback	Cotton, Tracy	07489538	Completed	Innovative Planning	Required	09/16/2019 06:28 AM
Evaluation and Feedback	Holmes, Christina	07679527	Completed	Presentation Mastery	Required	04/21/2020 10:48 AM
Evaluation and Feedback	Holmes, Gary	07681728	Completed	Presentation Mastery	Required	05/19/2020 01:22 PM
Evaluation and Feedback	Hughes, Alicia	05330561	In Progress	Dynamic Leadership	Required	06/07/2019 07:08 AM
Evaluation and Feedback	Hughes, Alicia	05330561	Completed	Presentation Mastery	Required	10/31/2018 02:13 PM
Evaluation and Feedback	Kombol, Anthony	06564369	Completed	Engaging Humor	Required	02/09/2020 01:44 PM
Evaluation and Feedback	Kombol, Anthony	06564369	Completed	Presentation Mastery	Required	03/19/2018 09:41 AM
Evaluation and Feedback	Kombol, Katherine	02546883	In Progress	Motivational Strategies	Required	05/12/2020 01:07 PM
Evaluation and Feedback	Kombol, Phyllis	01268288	Completed	Motivational Strategies	Required	06/15/2018 01:01 PM
Evaluation and Feedback	Kombol, Phyllis	01268288	Completed	Dynamic Leadership	Required	12/13/2017 12:10 AM
Evaluation and Feedback	Kombol, Phyllis	01268288	Completed	Effective Coaching	Required	05/16/2020 06:22 PM
Evaluation and Feedback	Lewis, Christy	07489602	Completed	Visionary Communication	Required	08/06/2019 01:23 PM
Evaluation and Feedback	Lounsbury, Mary	07489610	Completed	Visionary Communication	Required	08/10/2019 01:58 PM
Evaluation and Feedback	Mills, Martha	07489614	Completed	Visionary Communication	Required	08/26/2019 05:33 AM
Evaluation and Feedback	Pyles-Sweet, Kris	07774292	In Progress	Dynamic Leadership	Required	05/13/2020 02:44 PM
Evaluation and Feedback	Wetzel, Debra	08906402	Completed	Dynamic Leadership	Required	04/15/2020 09:40 AM





Title: Level 5 Projects In Progress  
Report Generated By: 07048906, CLUB  
Report Date/Time: 06/25/2020 08:39 PM  
Record Count: 17  
Record Count Limit: 5000  
Filters:  
[Training Type] is equal to Online Class  
[Transcript Status] is equal to Completed ,In Progress  
[Removed from Transcript?] is not True  
[Project Type] is equal to Elective,Required  
[Project Level] is equal to 5  
[Latest Registration Number?] is True  
[User Status] is not equal to Inactive

Training Title	User Full Name	Count	User ID	Transcript Status	Path the project is associated with	Project Type	Last Transcript Status Change Date
Grand Summary (17)		17					
Ethical Leadership (2)		2					
Ethical Leadership	Hughes, Alicia		05330561	In Progress	Presentation Mastery	Elective	04/18/2020 09:51 AM
Ethical Leadership	Kombol, Phyllis		01268288	In Progress	Dynamic Leadership	Elective	06/20/2018 04:03 PM
High Performance Leadership (1)		1					
High Performance Leadership	Kombol, Phyllis		01268288	In Progress	Dynamic Leadership	Elective	06/20/2018 04:06 PM
Lead in Any Situation (1)		1					
Lead in Any Situation	Kombol, Phyllis		01268288	Completed	Dynamic Leadership	Required	10/25/2018 09:02 PM
Leading in Your Volunteer Organization (1)		1					
Leading in Your Volunteer Organization	Kombol, Phyllis		01268288	Completed	Dynamic Leadership	Elective	10/25/2018 08:51 PM
Lessons Learned (2)		2					
Lessons Learned	Kombol, Phyllis		01268288	In Progress	Motivational Strategies	Elective	10/16/2019 07:15 PM
Lessons Learned	Kombol, Phyllis		01268288	In Progress	Dynamic Leadership	Elective	06/20/2018 03:58 PM
Moderate a Panel Discussion (2)		2					
Moderate a Panel Discussion	Kombol, Anthony		06564369	Completed	Presentation Mastery	Elective	10/14/2019 01:54 PM
Moderate a Panel Discussion	Kombol, Phyllis		01268288	In Progress	Dynamic Leadership	Elective	06/20/2018 04:00 PM
Prepare to Speak Professionally (4)		4					
Prepare to Speak Professionally	Hughes, Alicia		05330561	In Progress	Presentation Mastery	Required	04/18/2020 09:30 AM
Prepare to Speak Professionally	Kombol, Anthony		06564369	Completed	Presentation Mastery	Required	06/17/2019 11:18 AM
Prepare to Speak Professionally	Kombol, Phyllis		01268288	Completed	Motivational Strategies	Elective	12/11/2019 02:08 PM



toastmasters

Dashboards - Realize Your Potential: Toastmasters Pathways Base Camp

Untitled

TOASTMASTERS

PATHWAYS

— learning experience —

Home

Paths and Learning

Tutorials and Resources

Reports

On Friday, June 26, 2020 from 9:00 PM PDT to 11:00 PM PDT, your portal will be briefly unavailable due to a software update.

Dashboard

1. Individual Progress

2. Level Completions

3. Path Progress

4. Path Type

5. Recently Selected ...

6. External Training

5. Recently Selected Paths

To see all members: 1. Select Options and Refresh 2. Hover over a box below 3. Select arrow 4. Select View De

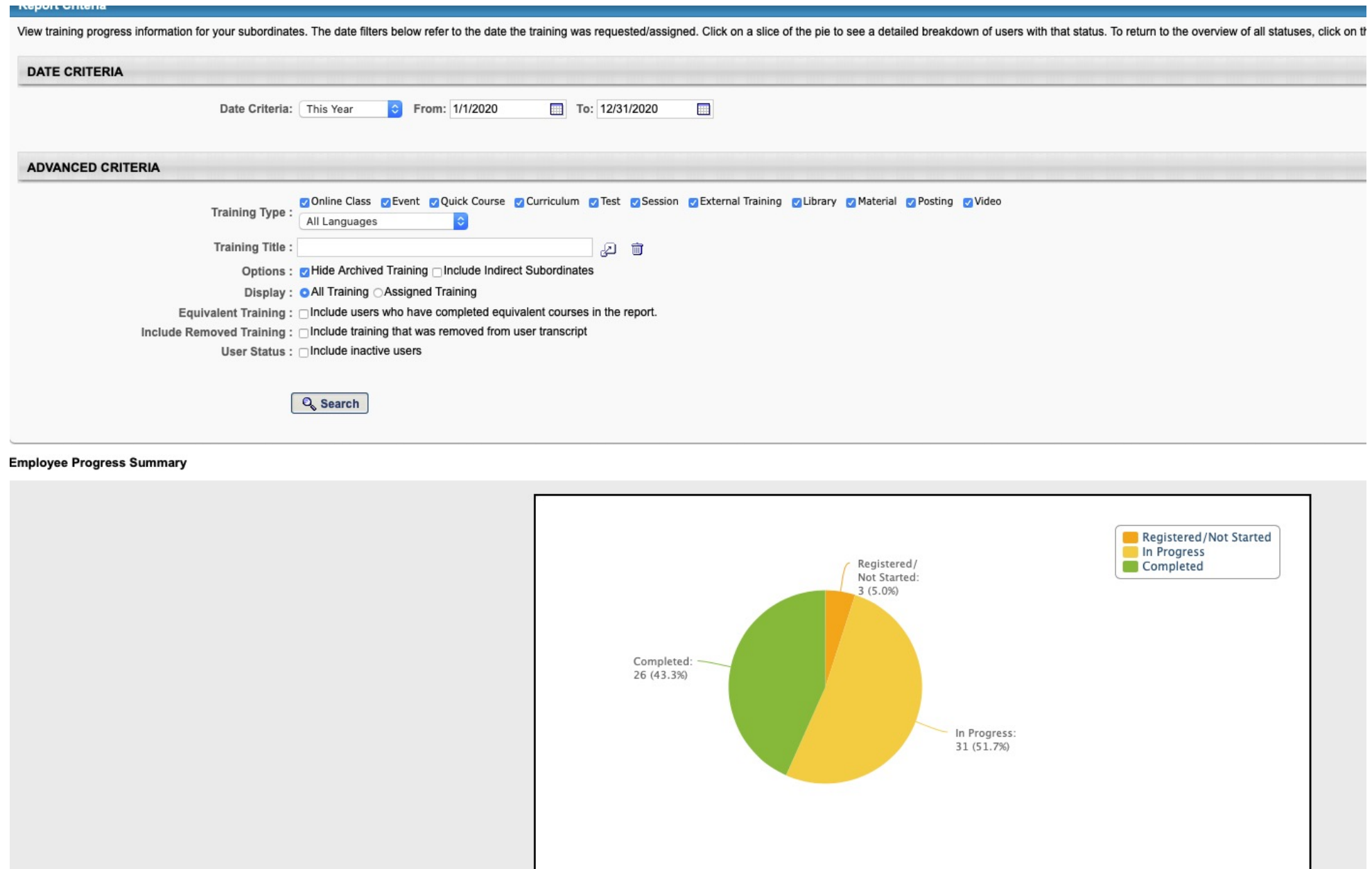
PATHS MEMBERS SELECTED IN THE PAST MONTH

Training Title

Last refreshed 6/25/2020, 8:56:25 PM



Another  
way to  
look at  
it:  
Training  
Details





# Resources

*Next 5 slides*



# Tutorials and Resources Including The Navigator

The screenshot displays the Toastmasters Pathways Base Camp interface. The browser address bar shows 'toastmasters.csod.com'. The page title is 'Browse for Training - Realize Your Potential: Toastmasters Pathways Base Camp'. The main content area is titled 'Browse for Training' and shows a search result for 'Tutorials and Resources' with 1 result. The result is 'The Navigator', which is a material available in English. The interface includes a sidebar with filters for Training, Subject, and Type. The Subject filter is expanded, showing a list of subjects including Tutorials, Evaluation Resources, Project Descriptions, Resource Documents, The Navigator, Arabic, English, French, German, Japanese, Portuguese, Simplified Chinese, Spanish, Traditional Chinese, Frequently Asked Questions, Base Camp Glossary, and Base Camp Manager. The English option is highlighted. A red arrow points from the English option in the sidebar to the search results. Another red arrow points from the 'The Navigator' result to the sidebar.

Select a subject on the left of your screen to access a list of available items. Once you make your selection, a list of language options will appear below.

Find and select the item you would like to view, then select Launch. The item will open in a new tab or window and will be stored on your Paths and Learning page for future access.

**Tutorials and Resources** 1 Result

All English

**The Navigator**

Material



# Where to get Speech Evaluation Resources

toastmasters.csod.com

Browse for Training - Realize Your Potential: Toastmasters Pathways Base Camp


Untitled

https://toastmasters.csod.com/Analytics/ShowReportHierarc

**TOASTMASTERS PATHWAYS**  
learning experience

Home Paths and Learning **Tutorials and Resources** Reports

On Friday, June 26, 2020 from 9:00 PM PDT to 11:00 PM PDT, your portal will be briefly unavailable due to a software update.



**Use this page to find tutorials and resources.**

Select a subject on the left of your screen to access a list of available items. Once you make your selection, a list of language options will appear below.

Find and select the item you would like to view, then select Launch. The item will open in a new tab or window and will be stored on your Paths and Learning page for future access.

Browse for Training

**Tutorials and Resources** 1597 Results




By Title ▼


Training clear


Subject clear


- Tutorials
- Evaluation Resources
- Project Descriptions
- Resource Documents
- The Navigator
- Frequently Asked Questions
- Base Camp Glossary
- Base Camp Manager


Type clear


  


 **360° Evaluation—Resource**

 **360° Evaluation—Resource (Arabic)**

 **360° Evaluation—Resource (French)**









toastmasters.csod.com

Browse for Training - Realize Your Potential: Toastmasters Pathways Base Camp

Untitled

https://toastmasters.csod.com/Analytics/ShowReportHierarchy.aspx?qs=%5E%5

TOASTMASTERS

PATHWAYS

learning experience

Search

Home

Paths and Learning

Tutorials and Resources

Reports

On Friday, June 26, 2020 from 9:00 PM PDT to 11:00 PM PDT, your portal will be briefly unavailable due to a software update.

Use this page to find tutorials and resources.

Select a subject on the left of your screen to access a list of available items. Once you make your selection, a list of language options will appear below.

Find and select the item you would like to view, then select Launch. The item will open in a new tab or window and will be stored on your Paths and Learning page for future access.

Browse for Training

Tutorials and Resources

63 Results

All

English

By Title

Active Listening—Project Description

Advanced Mentoring—Project Description

Building a Social Media Presence—Project Description

Training

Subject

Tutorials

Evaluation Resources

Project Descriptions

Arabic

English

French

German

Japanese

Korean

Portuguese

Simplified Chinese

Spanish

Tamil

Traditional Chinese

Resource Documents

The Navigator

Frequently Asked Questions

Base Camp Glossary

Base Camp Manager

Project  
Descriptions



# Resource Documents

- > Worksheets
- > 360 Eval
- > Checklists

toastmasters.csod.com

Browse for Training - Realize Your Potential: Toastmasters Pathways Base Camp

Find and select the item you would like to view, then select Launch. The item will open in a new tab or window and will be stored on your Paths and Learning page for future access.

Browse for Training

### Tutorials and Resources 18 Results

All English

By Title

Training clear

Subject clear

- Tutorials
- Evaluation Resources
- Project Descriptions
- Resource Documents
- Arabic
- English
- French
- German
- Japanese
- Korean
- Portuguese
- Simplified Chinese
- Spanish
- Tamil
- Traditional Chinese
- The Navigator
- Frequently Asked Questions
- Base Camp Glossary
- Base Camp Manager

Type clear

360° Evaluation—Resource

Ethical Framework—Resource

Event Planning Worksheet—Resource

Goal Setting Worksheet—Resource

Goal Task List—Resource

Ice Breaker Speech Outline Worksheet—Resource

Identifying Your Skills Worksheet

Meeting Agenda

Online Meeting Agenda





Search

Home Paths and Learning **Tutorials and Resources** Reports

On Friday, June 26, 2020 from 9:00 PM PDT to 11:00 PM PDT, your portal will be briefly unavailable due to a software update.



### Use this page to find tutorials and resources.

Select a subject on the left of your screen to access a list of available items. Once you make your selection, a list of language options will appear below.

Find and select the item you would like to view, then select Launch. The item will open in a new tab or window and will be stored on your Paths and Learning page for future access.

🏠 > Browse for Training

## Tutorials and Resources 6 Results



All Tutorials ✕

By Title ▼



Video

Accessing Certificates



Video

Accessing Your Path



Video

Completing a Level



Training [clear](#)

Subject [clear](#)

**Tutorials**

Tutorial Videos

Evaluation Resources

Project Descriptions

Resource Documents

The Navigator

Frequently Asked

Questions

Base Camp Glossary

Base Camp Manager

Type [clear](#)






# Go exploring... AFTER July 1

< > [ ]

toastmasters.org


↻


Due to the volume of members conducting year-end business, you may experience delays when accessing portions of our website.



WHERE LEADERS ARE MADE

[About](#) | [Pathways](#) | [Education](#) | [Membership](#) | [Leadership Central](#) | [Resources](#) | [Magazine](#) | [Events](#) | [Shop](#)

Welcome, Phyllis  | [Logout](#) | [Find a Club](#) | [Start a Club](#) | [Contact Us](#)



[FIND A CLUB](#)

[Home](#) / Unexpected Error

## | UNEXPECTED ERROR

We're sorry, we encountered a problem with the page you're looking for. Please try again! If the problem persists, send us your comments and please describe what happened in your comments and we'll be happy to help.

Email \*

phyllis.kombol@gmail.com

Please describe what happened \*

500 characters max

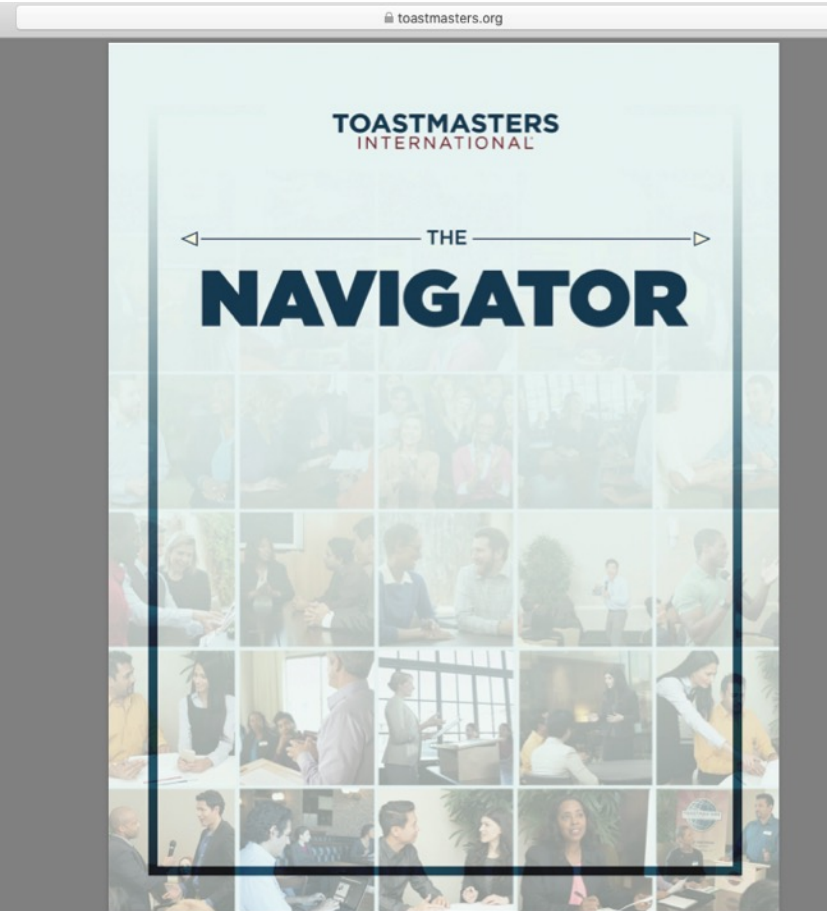
This site is protected by reCAPTCHA and the Google [Privacy Policy](#) and [Terms of Service](#) apply.

Send



BEFORE YOU SET OUT,  
GATHER YOUR RESOURCES





toastmasters.org

TOASTMASTERS INTERNATIONAL

Welcome, Phyllis | Logout | Find a Club | Start a Club | Contact Us | Search

About | Pathways | Education | Membership | Leadership Central | Resources | Magazine | Events | Shop

Navigator | Welcome | Your Club | Speeches & Evaluations | Pathways | Expand Your Journey

## Toastmasters Navigator

The Navigator is filled with essential information about the Toastmasters journey. Use it to help you begin your journey and support your progress. Whether you are just embarking on your journey or are a seasoned Toastmaster, The Navigator can answer your questions and guide you along the way.

### Welcome to Toastmasters

Learn how Toastmasters will help you grow as a speaker and leader.

### Your Toastmasters Club

Club meetings are the heart of the Toastmasters experience. Learn how meetings work and ways you can get involved.

### Speeches and Evaluations

Be prepared to give speeches and speech evaluations in your club. Learn about scheduling, evaluations and managing nervousness.

### Pathways Learning Experience

### Additional Resources

Select Your Preference

Magazine

Public Speaking Tips

Video Library

Navigator PDF

Frequently Asked



**Lao Tzu**, a renowned Chinese philosopher, wrote  
*(probably the 4<sup>th</sup> or 6<sup>th</sup> century)*

**“A Journey of a Thousand Miles...”**

<https://literarydevices.net/a-journey-of-a-thousand-miles-begins-with-a-single-step/>



The original text is:

---

**“A journey of a thousand *li* starts beneath one’s feet.”**

Here *li* means “mile”

This quote was first used in Chinese classic text; *Tao Te Ching* attributed to Lao Tzu

<https://literarydevices.net/a-journey-of-a-thousand-miles-begins-with-a-single-step/>





# Commit RIGHT NOW

What will YOUR next steps be?

1.

2.

3.



# How to reach me

[Phyllis.Kombol@gmail.com](mailto:Phyllis.Kombol@gmail.com)

704-763-1970 (cell)



Advanced Toastmasters of Asheville: 3<sup>rd</sup> Saturday 9:00-11:00 AM

Eat Your Words Toastmasters (Concord/I85): 2<sup>nd</sup> Wednesday 6:00-8:30 PM

McDowellNC Toastmasters (Marion): weekly Tuesdays 5:15-6:45 PM